




**LEGEND**

-  Sanitary Sewer -Gravity
-  Sanitary Sewer -Forcemain
-  Pump

SCALE: 0 100 200m

**JUMBO GLACIER MOUNTAIN RESORT MUNICIPALITY  
INFRASTRUCTURE - WASTEWATER SYSTEM - SCHEDULE B8**